

JN

DO NOT OPEN THE SEAL OF THE BOOKLET UNTIL YOU ARE TOLD TO DO SO

DB 2014

PAPER I
प्रश्न-पत्र ITest Form No.
टेस्ट फॉर्म सं.
542 PK 6

Time Allowed : 2 Hours

निर्धारित समय : 2 घंटे

Maximum Marks : 200

अधिकतम अंक : 200

Read the following instructions carefully before you begin to answer the questions. This Booklet contains questions in English as well as in Hindi.

प्रश्नों के उत्तर देने से पहले नीचे लिखे अनुदेशों को ध्यान से पढ़ लें। इस पुस्तिका में प्रश्न अंग्रेजी तथा हिन्दी दोनों में दिये गये हैं।

INSTRUCTIONS TO CANDIDATES

- This Booklet contains 200 questions in all comprising the following three tests:
Test (i) : General Intelligence and Reasoning (50 Questions)
Test (ii) : General Awareness (50 Questions)
Test (iii) : Part A: General Engineering (Civil and Structural) (100 Questions)
OR
Part B: General Engineering (Electrical) (100 Questions)
OR
Part C: General Engineering (Mechanical) (100 Questions)
- In questions set bilingually in English and Hindi, in case of discrepancy, the English version will prevail.
- Test (i) General Intelligence and Reasoning and Test (ii) General Awareness are compulsory for all the candidates. Candidates are required to attempt only one Section in Test (iii) General Engineering i.e. Part A Civil and Structural OR Part B Electrical OR Part C Mechanical as per option in the application form given by the candidates failing which you will be awarded 'ZERO' mark.
- All questions are compulsory and carry equal marks.
- The paper carries negative marking, 0.25 marks will be deducted for each wrong answer.
- Before you start to answer the questions you must check up this Booklet and ensure that it contains all the pages (1-80) and see that no page is missing or repeated. If you find any defect in this Booklet, you must get it replaced immediately.
- You will be supplied the Answer-Sheet separately by the Invigilator. Before you actually start answering the questions, you must complete and code the details of Name, Roll Number, Ticket Number, Name of the examination as mentioned in the admission certificate, Date of birth, Test Form Number and Stream i.e. Civil and Structural OR Electrical OR Mechanical etc., on Side-I of the Answer-Sheet carefully. You must also put your signatures and left hand thumb impression on the Answer-Sheet at the prescribed place before you start answering the questions. These instructions must be fully complied with, failing which, your Answer-Sheet will not be evaluated and you will be awarded 'ZERO' mark.
- Answers must be shown by completely blackening the corresponding ovals on Side-II of the Answer-Sheet against the relevant question number by Black/Blue Ball-point Pen only. Answers which are not shown by Black/Blue Ball-point Pen will not be awarded any mark.
- A machine will read the coded information in the OMR Answer-Sheet. In case the information is incomplete or different from the information given in the application form, such candidate will be awarded 'ZERO' mark.
- The Answer-Sheet must be handed over to the Invigilator before you leave the Examination Hall.
- Failure to comply with any of the above instructions will render a candidate liable to such action/penalty as may be deemed fit.
- The manner in which the different questions are to be answered has been explained at the back of this Booklet (Page No. 80), which you should read carefully before actually answering the questions.
- Answer the questions as quickly and as carefully as you can. Some questions may be difficult and others easy. Do not spend too much time on any question.
- No rough work is to be done on the Answer-Sheet. Space for rough work has been provided below the questions.
- "Mobile phones and wireless communication devices are completely banned in the examination halls/rooms. Candidates are advised not to keep mobile phones/any other wireless communication devices with them even switching it off, in their own interest. Failing to comply with this provision will be considered as using unfair means in the examination and action will be taken against them including cancellation of their candidature."

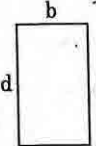
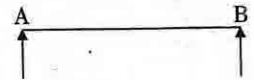


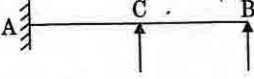
उम्मीदवारों के लिए अनुदेश

- इस पुस्तिका में कुल 200 प्रश्न हैं, जिनमें निम्नलिखित तीन परीक्षण शामिल हैं :
परीक्षण (i) : सामान्य बुद्धि और तर्क (50 प्रश्न)
परीक्षण (ii) : सामान्य जानकारी (50 प्रश्न)
परीक्षण (iii) : भाग क : सामान्य इंजीनियरी (100 प्रश्न)
(सिविल एवं संरचनात्मक)
अथवा
भाग ख : सामान्य इंजीनियरी (100 प्रश्न)
(विद्युत)
अथवा
भाग ग : सामान्य इंजीनियरी (100 प्रश्न)
(यांत्रिक)
- अंग्रेजी और हिन्दी भाषा में तैयार किए गए द्विभाषी प्रश्नों में कोई विसंगति होने की स्थिति में अंग्रेजी विवरण मान्य होगा।
- परीक्षण (i) सामान्य बुद्धि और तर्क एवं परीक्षण (ii) सामान्य जानकारी सभी उम्मीदवारों के लिए अनिवार्य हैं। उम्मीदवारों को आवेदन-पत्र में दिए विकल्प के अनुसार परीक्षण (iii) सामान्य इंजीनियरी का केवल एक ही भाग क सिविल एवं संरचनात्मक अथवा भाग ख विद्युत अथवा भाग ग, यांत्रिक को हल करना होगा अन्यथा आपको 'शून्य' अंक दिया जाएगा।
- सभी प्रश्न अनिवार्य हैं तथा सबके बराबर अंक हैं।
- प्रश्न पत्र में नकारात्मक अंकन होगा। हर गलत उत्तर के लिए 0.25 अंक काटा जाएगा।
- प्रश्नों के उत्तर देने से पहले आप इस पुस्तिका की जाँच करके देख लें कि इसमें पूरे पृष्ठ (1-80) हैं तथा कोई पृष्ठ कम या द्वाारा तो नहीं आ गया है। यदि आप इस पुस्तिका में कोई त्रुटि पाएँ, तो तत्काल इसके बदले दूसरी पुस्तिका ले लें।
- निरीक्षक द्वारा आपको उत्तर-पत्रिका अलग से दी जाएगी। प्रश्नों के उत्तर वास्तव में शुरू करने से पहले आप उत्तर-पत्रिका के Side-I में नियमावली के अनुसार अपना नाम, रोल नम्बर, टिकट नम्बर, परीक्षा का नाम जैसे प्रवेश पत्र में दिखाया गया है, जन्म तिथि, टेस्ट फॉर्म संख्या तथा विषय अर्थात् सिविल एवं संरचनात्मक या विद्युत या यांत्रिक आदि अवश्य लिखें। प्रश्नों के उत्तर देने से पहले उत्तर-पत्रिका पर निर्धारित स्थान में आप अपने हस्ताक्षर एवं बाएँ हाथ के अंगूठे का निशान भी अवश्य लगाएँ। उपर्युक्त अनुदेशों का पूरी तरह अनुपालन किया जाए, अन्यथा आपकी उत्तर-पत्रिका को जाँचा नहीं जाएगा और 'शून्य' अंक दिया जाएगा।
- उत्तर-पत्रिका में सभी उत्तर Side-II में प्रश्न संख्या के सामने दिये गये सम्बन्धित अण्डाकार खानों के केवल काला/नीला बॉल-पॉइंट पेन से पूरी तरह काला करके दिखाएँ। जो अण्डाकार खाने काला/नीला बॉल-पॉइंट पेन से नहीं भरे जाएँ, उनके लिए कोई अंक नहीं दिया जाएगा।
- ओ.एम.आर. उत्तर-पत्रिका में भरी गई कूट सूचना को एक मशीन पढ़ेगी। यदि सूचना अपूर्ण है अथवा आवेदन प्रश्न में दी गई सूचना से भिन्न है, तो ऐसे अभ्यर्थी को 'शून्य' अंक दिया जाएगा।
- परीक्षा-भवन छोड़ने से पहले परीक्षार्थी को उत्तर-पत्रिका-निरीक्षक के हवाले कर देनी चाहिए।
- ऊपर के अनुदेशों में से किसी एक का भी पालन न करने पर उम्मीदवार पर विवेकानुसार कार्यवाही की जा सकती है या दण्ड दिया जा सकता है।
- विभिन्न प्रश्नों के उत्तर देने की विधि इस पुस्तिका के पीछे (पृष्ठ संख्या 80) में छपे हुए निर्देशों में दे दी गई है, इसे आप प्रश्नों के उत्तर देने से पहले ध्यानपूर्वक पढ़ लें।
- प्रश्नों के उत्तर जितनी जल्दी हो सके तथा ध्यानपूर्वक दें। कुछ प्रश्न आसान तथा कुछ कठिन हैं। किसी एक प्रश्न पर बहुत अधिक समय न लगाएँ।
- कोई रफ कार्य उत्तर-पत्रिका पर नहीं करना है। रफ कार्य के लिए स्थान प्रश्नों के नीचे दिया गया है।
- "परीक्षा हॉल/कमरों में मोबाइल फोन तथा बेतार संचार साधन पूरी तरह निषिद्ध हैं। उम्मीदवारों को उनके अपने हित में सलाह दी जाती है कि मोबाइल फोन/किसी अन्य बेतार संचार साधन को स्विच ऑफ करके भी अपने पास न रखें। इस प्रावधान का अनुपालन न करने को परीक्षा में अनुचित उपायों का प्रयोग माना जाएगा और उनके विरुद्ध कार्रवाई की जाएगी, उनकी अभ्यर्थिता रद्द कर देने सहित।"

DB. 2014/Page 1

इस पुस्तिका की सील तब तक न खोलें जब तक कहीं न जाए

TEST (iii)
PART A : GENERAL ENGINEERING
(CIVIL AND STRUCTURAL)

101. A linear force-deformation relation is obtained in materials
 (A) having elastic stress-strain property
 (B) having plastic stress-strain property
 (C) following Hooke's law
 (D) which are rigid elastic materials
102. The property of a material by which it can be beaten or rolled into plates, is called
 (A) malleability
 (B) ductility
 (C) plasticity
 (D) elasticity
103. In a cantilever beam subjected to general loading, the maximum bending moment is at
 (A) fixed end
 (B) free end
 (C) mid-span
 (D) quarter-span
104.  Moment of inertia of rectangular section shown in Fig. about its horizontal centroidal axis is
 (A) $db^3/12$ (B) $db^3/3$
 (C) $bd^3/12$ (D) $bd^3/3$
105. Ratio of length of column to the minimum radius of gyration of the cross-sectional area of the column is known as
 (A) Slenderness ratio
 (B) Buckling ratio
 (C) Crippling ratio
 (D) Compressive ratio
106. The top diameter, bottom diameter and the height of the steel mould used for slump test are
 (A) 10 cm, 20 cm, 30 cm
 (B) 10 cm, 30 cm, 20 cm
 (C) 20 cm, 10 cm, 30 cm
 (D) 20 cm, 30 cm, 10 cm
107. The early high strength of rapid hardening cement is due to its
 (A) increased content of gypsum
 (B) burning at high temperature
 (C) increased content of cement
 (D) higher content of tricalcium
108. Which of the beams given in the following Figs. is a determinate beam ?
 (A) 
 (B) 
 (C) 
 (D) 
109. The effective slenderness ratio of a cantilever column is
 (A) $0.5 L/r$ (B) L/r
 (C) $\sqrt{2} L/r$ (D) $2 L/r$

110. If the area of tension reinforcement provided is less than that required for a balanced section, then the RCC beam is called
 (A) over reinforced
 (B) neutral reinforced
 (C) under reinforced
 (D) bottom reinforced
111. Workability of concrete for a given water content is good if the aggregates are
 (A) angular aggregates
 (B) flaky aggregates
 (C) rounded aggregates
 (D) irregular aggregates
112. Generally, strength of concrete is considered negligible/very low in
 (A) Compression (B) Tension
 (C) Fatigue (D) None of the above
113. As the cement sets and hardens, it generates heat. This is called
 (A) Heat of hydration
 (B) Latent heat
 (C) Heat of vaporisation
 (D) Sensible heat
114. In concrete, while hand mixing is adopted, excess cement to be added is
 (A) 4% (B) 10%
 (C) 14% (D) 20%
115. For constructing road pavements, the type of cement generally used is
 (A) ordinary Portland cement
 (B) rapid hardening cement
 (C) low heat cement
 (D) blast furnace slag cement
116. A very comfortable type of stair for usage is
 (A) straight (B) dog legged
 (C) open newel (D) circular
117. A T-beam behaves as a rectangular beam of a width equal to its flange if its neutral axis
 (A) falls within the flange
 (B) falls below the flange
 (C) coincides with the geometrical centre of the beam
 (D) falls below the centroidal axis of the beam
118. If τ_v is the nominal shear stress, τ_c is design shear strength of concrete and $\tau_{c, \max}$ is the maximum design shear strength of concrete, which of the following statements is correct?
 (A) If $\tau_v > \tau_{c, \max}$, section is to be designed for shear.
 (B) If $\tau_v > \tau_{c, \max}$, minimum shear reinforcement is to be provided.
 (C) If $\tau_v < \tau_c$, minimum shear reinforcement is to be provided.
 (D) If $\tau_v > \tau_c$, minimum shear reinforcement is to be provided.
119. In limit state of collapse for direct compression, the maximum axial compressive strain in concrete is
 (A) 0.002 (B) 0.003
 (C) 0.0035 (D) 0.004
120. A reduction factor C_r to load carrying capacity for a long column of effective length L_e and width b is applied as obtained from following expression:
 (A) $1 - \frac{L_e}{24b}$ (B) $1.25 - \frac{L_e}{36b}$
 (C) $1.25 - \frac{L_e}{48b}$ (D) $1.5 - \frac{L_e}{60b}$

121. The standard 5-day BOD at 20°C, when compared to ultimate BOD is about

- (A) 60% (B) 68%
(C) 80% (D) 90%

122. The global warming is caused mainly by

- (A) NO_x (B) SO_x
(C) CO₂ (D) O₂

123. The ratio of the quantity of water stored in the root zone of the crops to the quantity of water actually delivered in the field is known as

- (A) water use efficiency
(B) water conveyance efficiency
(C) water application efficiency
(D) water storage efficiency

124. For unlined canals, the freeboard is measured from the

- (A) full supply level to top of the bank
(B) top of the bank to bed of the canal
(C) full supply level to top of the dowel
(D) None of the above

125. The ruling minimum radius of the curve for ruling design speed V m/sec, coefficient of friction f , acceleration due to gravity g m/sec² and superelevation e is given by

- (A) $V^2/(e-f)g$ (B) $V^2/(f-e)g$
(C) $V^2/(e+f)g$ (D) $V^2/(e+f)2g$

126. Camber in the road is provided for

- (A) counteracting the centrifugal force
(B) effective drainage
(C) having proper sight distance
(D) avoiding overturning

127. "Poisson's ratio" is defined as the ratio of

- (A) lateral strain to linear strain
(B) linear strain to lateral strain
(C) lateral stress to linear stress
(D) linear stress to lateral stress

128. If 'A' is the area of cross-section and 'I' is the moment of inertia of a given plane section, then radius of gyration (r) is given by the formula

- (A) $r = I/A$ (B) $r = \sqrt{I/A}$
(C) $r = A/I$ (D) $r = \sqrt{A/I}$

129. Strain energy due to axial deformation is given by

(σ : resultant stress

P : axial load

Δ : deformation

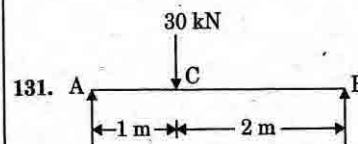
ϵ : strain

E : modulus of elasticity)

- (A) $\sigma \epsilon$ (B) $P\Delta$
(C) $\sigma^2/2E$ (D) $\frac{1}{2} P\Delta$

130. The maximum shear force in a simply supported beam of span L , subjected to a central point load, W is given by the following expression :

- (A) $\frac{W}{2}$ (B) WL
(C) $WL^2/2$ (D) $WL^2/4$



For simply supported beam shown in Fig., the magnitude of vertical reaction at 'B' is

- (A) 20 kN (B) 18 kN
(C) 15 kN (D) 10 kN

132. A tie is a
 (A) tension member
 (B) compression member
 (C) flexural member
 (D) torsion member
133. The slenderness ratio of lacing bars should **not** exceed
 (A) 120 (B) 145
 (C) 180 (D) 100
134. The minimum clear cover (in mm) for the main reinforcement in column, according to IS : 456-2000 is
 (A) 20 (B) 25
 (C) 40 (D) 50
135. The diameter of longitudinal bars of a RCC column should never be less than
 (A) 6 mm (B) 8 mm
 (C) 10 mm (D) 12 mm
136. In an RCC section of effective depth 'd', if vertical stirrups are provided to resist shear, their maximum spacing measured along the axis of the member as per IS : 456-2000 should **not** exceed
 (A) 0.25 d (B) 0.50 d
 (C) 0.75 d (D) 1.00 d
137. For a continuous slab of 3 m × 3.5 m size, the minimum overall depth of slab to satisfy vertical deflection limit is
 (A) 5 cm (B) 7.5 cm
 (C) 10 cm (D) 15 cm
138. As per IS : 800, the factor of safety adopted with respect to the yield stress of steels is
 (A) 1.45 (B) 1.5
 (C) 1.67 (D) 2.0
139. The size of a rivet is identified by
 (A) diameter of shank
 (B) diameter of head
 (C) length of shank
 (D) shape of head
140. Horizontal stiffeners are needed in plate girders if the thickness of web is less than
 (A) 6 mm (B) Depth/200
 (C) Span/500 (D) Flange thickness
141. Permissible stress may also be known as
 (A) ultimate stress
 (B) working stress
 (C) limit stress
 (D) yield stress
142. The maximum permissible stress for power driven field rivet in bearing on rivet is
 (A) 100 N/mm² (B) 250 N/mm²
 (C) 270 N/mm² (D) 300 N/mm²
143. Bearing stiffeners are designed as
 (A) beams (B) beam-ties
 (C) ties (D) column
144. The maximum allowable slenderness ratio for members carrying compressive load due to wind and seismic force only is
 (A) 180 (B) 250
 (C) 350 (D) 400
145. The throat in a fillet weld is
 (A) large side of the triangle of the fillet
 (B) hypotenuse of the triangle of the fillet
 (C) smaller side of the triangle of the fillet
 (D) perpendicular distance from the root to the hypotenuse

146. The correction to be applied to each 30 m chain for a line measurement along a slope of θ is -
 (A) $30(1 - \cos \theta)$ (B) $30(1 - \sin \theta)$
 (C) $30(1 - \tan \theta)$ (D) $30(1 - \cot \theta)$
147. Narrowly spaced contour lines on a map shows that the area is
 (A) Flat
 (B) Steeply sloped
 (C) Vertical cliff
 (D) Overhang cliff
148. The length of the tangent of a curve whose radius is R and the angle of deflection Δ is
 (A) $R \tan \frac{\Delta}{2}$ (B) $2R \sin \frac{\Delta}{2}$
 (C) $2R \tan \frac{\Delta}{2}$ (D) $R \sin \frac{\Delta}{2}$
149. Radiation, Intersection and Resection are
 (A) Compass Surveying Techniques
 (B) Chain Surveying Techniques
 (C) Levelling Techniques
 (D) Plane Table Surveying Techniques
150. Which of the following statements in respect of a map A having scale 1 : 1000 and another map B having scale 1 : 5000 is true ?
 (A) Map A is a large scale map compared to map B.
 (B) Map B is a large scale map compared to map A.
 (C) Map B is a more detailed map compared to map A.
 (D) None of the above
151. A staff reading taken on a point whose elevation is to be determined as a change point is called
 (A) foresight reading
 (B) backsight reading
 (C) intermediate sight
 (D) long sight
152. Clay is generally
 (A) cohesive
 (B) permeable
 (C) having large particle size
 (D) None of the above
153. The ratio $\frac{\text{Liquid limit} - \text{Water content}}{\text{Plasticity index}}$ for a soil mass is called
 (A) Liquidity index
 (B) Shrinkage ratio
 (C) Consistency index
 (D) Toughness index
154. If whole circle bearing of a line is $210^\circ 0' 0''$, its value in quadrantal bearing system is
 (A) $S 30^\circ 0' 0'' W$ (B) $N 30^\circ 0' 0'' E$
 (C) $S 30^\circ 0' 0'' E$ (D) $N 30^\circ 0' 0'' W$
155. The magnetic declination is the difference between
 (A) True Meridian and False Meridian
 (B) False Meridian and True Meridian
 (C) True Meridian and Magnetic Meridian
 (D) Magnetic Meridian and False Meridian

156. To prevent segregation, the maximum height for placing concrete, is
 (A) 100 cm (B) 125 cm
 (C) 150 cm (D) 200 cm
157. Di-calcium silicate (C_2S)
 (A) hydrates rapidly
 (B) generates less heat of hydration
 (C) hardens rapidly
 (D) has less resistance to sulphate attack
158. Separation of coarse aggregates from concrete during transportation, is known as
 (A) bleeding (B) creeping
 (C) segregation (D) evaporation
159. The resistance of an aggregate to wear is known as
 (A) impact value
 (B) abrasion resistance
 (C) shear resistance
 (D) crushing resistance
160. If fineness modulus of a sand is 2.5, it is graded as.
 (A) very fine sand
 (B) fine sand
 (C) medium sand
 (D) coarse sand
161. Water-cement ratio is measured _____ of water and cement used per cubic metre of concrete.
 (A) volume by volume
 (B) weight by weight
 (C) weight by volume
 (D) volume by weight
162. For batching 1 : 2 : 4 concrete mix by volume the ingredients required per bag (50 kg) of cement are
 (A) 100 litres of fine aggregate : 140 litres of coarse aggregate
 (B) 100 kg of fine aggregate : 200 kg of coarse aggregate
 (C) 70 kg of fine aggregate : 140 kg of coarse aggregate
 (D) 70 litres of fine aggregate : 140 litres of coarse aggregate
163. Bulking is
 (A) increase in volume of sand due to moisture which keeps sand particles apart
 (B) increase in density of sand due to impurities like clay, organic matter
 (C) ramming of sand so that it occupies minimum volume
 (D) compacting of sand
164. The concrete cubes are prepared, cured and tested according to Indian Standards code number
 (A) IS : 515 (B) IS : 516
 (C) IS : 517 (D) IS : 518
165. An aggregate is said to be flaky, if its least dimension is less than
 (A) $\frac{2}{3}$ mean dimension
 (B) $\frac{1}{2}$ mean dimension
 (C) $\frac{3}{5}$ mean dimension
 (D) $\frac{3}{4}$ mean diameter
166. The fineness of cement can be found out by sieve analysis using IS sieve number
 (A) 20 (B) 10
 (C) 9 (D) 6

167. The discharge through a V-notch varies
 (A) proportional to head (H)
 (B) inversely proportional to angle θ
 (C) proportional to $H^{5/2}$
 (D) inversely proportional to $\tan \theta/2$
168. The volume of voids to the total volume of soil is known as
 (A) porosity
 (B) void ratio
 (C) air ratio
 (D) air content
169. A fundamental equation of void ratio (e), specific gravity (G), water content (W) and the degree of saturation (S_p) is
 (A) $e = \frac{WG}{S_p}$ (B) $W = \frac{eG}{S_p}$
 (C) $G = \frac{eW}{S_p}$ (D) $S_p = \frac{eW}{G}$
170. Manometer is a device used for measuring
 (A) Velocity (B) Pressure
 (C) Density (D) Discharge
171. Capillarity is due to
 I. surface tension
 II. cohesion
 III. viscosity
 IV. vapour pressure
 V. weight density of liquid
 (A) II, III (B) III
 (C) I (D) II, III, V
172. Flow of water through a passage under atmospheric pressure is called
 (A) Pipe flow
 (B) Uniform flow
 (C) Open channel flow
 (D) Non-uniform flow
173. Each term of the Bernoulli equation represents
 (A) energy per unit weight
 (B) energy per unit mass
 (C) energy per unit volume
 (D) specific energy
174. Pressure in terms of metres of oil (specific gravity = 0.9) equivalent to 4.5 m of water is
 (A) 4.05 (B) 5.0
 (C) 3.6 (D) 0.298
175. Typically, a hydroelectric plant will have following hydraulic machine :
 (A) Hydraulic Turbine
 (B) Hydraulic Pump
 (C) Electric Motor
 (D) None of the above
176. Darcy - Weisbach equation to calculate the head loss due to friction for flow through pipes is applicable when the flow through the pipe can be
 (A) laminar only
 (B) turbulent only
 (C) both laminar and turbulent
 (D) subcritical flow
177. The dimension for Angular velocity is
 (A) T^2 (B) T^{-1}
 (C) T^1 (D) T^{-2}
178. Which of the following flow constants does **not** have any unit ?
 (A) Chezy's C
 (B) Manning's N
 (C) Both Chezy's C and Manning's N
 (D) None of the above

179. The damp proof course (D.P.C.) of uniform thickness in a building having walls of different widths is measured in

- (A) m^4 (B) m^3
(C) m^2 (D) m

180. The plan of a building is in the form of a rectangle with centre line dimensions of the outer walls as $10.3\text{ m} \times 15.3\text{ m}$. The thickness of the walls in superstructure is 0.3 m . Then its carpet area is

- (A) 150 m^2 (B) 157.59 m^2
(C) 165.36 m^2 (D) 170 m^2

181. Pick up the item of work **not** included in the plinth area estimate.

- (A) Wall thickness
(B) Room area
(C) Verandah area
(D) Courtyard area

182. One brick thickness of wall is roughly equal to

- (A) 10 cm (B) 15 cm
(C) 20 cm (D) 30 cm

183. A work costing ₹ 20,000 is termed as

- (A) Petty work (B) Minor work
(C) Major work (D) Minor project

184. The density of cement is taken to be

- (A) 1000 kg/m^3 (B) 1250 kg/m^3
(C) 1440 kg/m^3 (D) 1800 kg/m^3

185. The value of the property at the end of its useful life (without being dismantled) is known as

- (A) Salvage value
(B) Scrap value
(C) Book value
(D) Junk value

186. The multiplying constant for the tachometer is, generally, kept as

- (A) 100 (B) 20
(C) 40 (D) 60

187. The fundamental principle of surveying is to work from the

- (A) whole to part
(B) part to whole
(C) lower level to higher level
(D) higher level to lower level

188. Volume by Trapezoidal Formula Method is determined by the formula

- (A) $D \left\{ \frac{A_0 + A_n}{2} + A_2 + A_4 + A_6 + \dots A_{n-1} \right\}$
(B) $D \left\{ \frac{A_1 + A_n}{2} + A_0 + A_1 + A_3 + \dots A_{n-1} \right\}$
(C) $D \left\{ \frac{A_0 + A_1}{2} + A_1 + A_3 + A_5 + \dots A_{n-1} \right\}$
(D) $D \left\{ \frac{A_0 + A_n}{2} + A_1 + A_2 + A_3 + A_4 + \dots A_{n-1} \right\}$

189. The annual instalment (I) of the sinking fund (S) over n years, at i rate of interest may be calculated from the formula
- (A) $I = Si / (1 + i)^{n-1}$
 (B) $I = S(1 + i)^{n-1} / i$
 (C) $I = S(1 + i)^{n+1} / (1 + i)$
 (D) $I = Si / (1 + i)^{n+1}$
190. Mild steel used in RCC structures conforms to
- (A) IS : 432 (B) IS : 1566
 (C) IS : 1786 (D) IS : 2062
191. Which of the following types of lime is used for plastering and white washing ?
- (A) Quick lime
 (B) Slaked lime
 (C) Hydraulic lime
 (D) Fat lime
192. Which of the following acts as retarder for the concrete ?
- (A) Calcium chloride
 (B) Calcium lignosulphonate
 (C) Calcium stearate
 (D) Aluminium powder
193. Identify the *wrong* statement.
- (A) Bulking of sand can go up to 40%.
 (B) Bulking of sand is maximum at 4.6% moisture content.
 (C) Bulking of sand is considered in weighing batching of concrete mix.
 (D) Bulking of sand occurs due to free moisture film formation over sand grain.
194. Strength based classification of bricks is made on the basis of
- (A) IS : 3101 (B) IS : 3102
 (C) IS : 3495 (D) IS : 3496
195. In paints, methylated spirit, naphtha and turpentine are used as
- (A) Base (B) Binder
 (C) Solvent (D) Extender
196. Coarse sand has a fineness modulus in the range of
- (A) 2.2 – 2.4 (B) 2.4 – 2.6
 (C) 2.6 – 2.9 (D) 2.9 – 3.2
197. Under heat and pressure, granite can transform into
- (A) quartzite (B) marble
 (C) slate (D) gneiss
198. Aluminium is anodized to protect it from weathering effect by forming a surface coat of
- (A) Aluminium carbide
 (B) Aluminium borate
 (C) Aluminium oxide
 (D) Red lead
199. Quartzite and marble are by nature
- (A) volcanic (B) plutonic
 (C) sedimentary (D) metamorphic
200. Most accurate method of estimation is based on
- (A) Building cost index estimate
 (B) Plinth area estimate
 (C) Detailed estimate
 (D) Cube rate estimate